

FUN RACING CAR 2016 - LEDENON

30 septembre 2016 - 02 octobre 2016

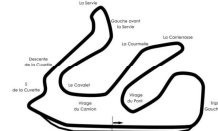
LEDENON MITJET 2L

Circuit de Lédénon (3.15 km)

ESSAIS QUALIFICATIFS

Tour par tour

NT / NL	Temps total	S1	S2	S3	Tps. tour	NT / NL	Temps total	S1	S2	S3	Tps. tour
N° 9, SKR SEWAN, Clt / Rk 15						N° 16, 1ERE LIGNE, Clt / Rk 3					
1	9:30.540	2:27.517	30.152	37.600	1:41.929	1	6:59.669	2:25.543	27.437	35.363	1:33.806
2	11:07.831	32.405	28.460	36.426	1:37.291	2	8:32.782	30.763	27.267	35.083	1:33.113
3	12:44.795	31.900	28.197	36.867	1:36.964	3	10:07.173	30.855	27.402	36.134	1:34.391
4	14:17.660	32.286	28.346	32.233	Pit In	4	11:43.696	33.915	29.486	33.122	Pit In
5	16:59.352	-	28.679	37.426	2:41.692	5	16:40.399	-	29.484	38.822	4:56.703
6	18:35.467	31.979	28.046	36.090	1:36.115	6	18:13.895	30.569	27.074	35.853	1:33.496
7	20:11.521	31.520	28.065	36.469	1:36.054	7	19:47.380	30.808	27.150	35.527	1:33.485
8	21:49.000	31.850	28.293	37.336	1:37.479	8	21:35.523	30.783	27.264	50.096	Pit In
9	23:24.933	31.370	28.052	36.511	1:35.933	9	28:56.822	-	28.915	37.248	7:21.299
10	24:56.659	31.395	28.828	31.503	Pit In	10	30:34.600	32.414	28.245	37.119	1:37.778
11	29:46.467	-	28.314	36.354	4:49.808	11	32:12.136	32.265	28.152	37.119	1:37.536
12	31:23.281	32.049	28.000	36.765	1:36.814	12	33:50.703	32.534	28.535	37.498	1:38.567
13	32:59.578	31.795	28.294	36.208	1:36.297	13	35:28.429	32.488	28.328	36.910	1:37.726
14	34:36.275	31.805	28.251	36.641	1:36.697	14	37:06.527	32.122	28.843	37.133	1:38.098
15	36:12.523	31.463	28.152	36.633	1:36.248	15	38:48.283	33.039	30.128	38.589	1:41.756
16	37:48.324	31.476	27.972	36.353	1:35.801	16	40:25.466	32.258	28.026	36.899	1:37.183
17	39:23.676	31.655	27.827	35.870	1:35.352	17	42:04.697	31.930	29.525	37.776	Pit In
18	41:00.013	31.543	28.150	36.644	1:36.337	18	1:01:29.954	-	31.670	37.209	Pit In
19	42:36.737	32.434	28.157	36.133	1:36.724	19	1:06:28.188	-	34.691	49.813	4:58.234
20	44:13.976	32.097	28.811	36.331	1:37.239	20	1:08:33.332	40.617	36.230	48.297	2:05.144
21	45:50.062	31.908	28.155	36.023	1:36.086	21	1:10:39.000	41.023	38.327	46.318	2:05.668
22	47:24.173	31.908	28.378	33.825	Pit In	22	1:12:33.195	47.270	29.299	37.626	1:54.195
23	1:02:02.573	-	28.576	32.328	Pit In	23	1:14:11.932	32.234	29.010	37.493	1:38.737
24	1:06:23.153	-	36.141	48.946	4:20.580	24	1:15:50.728	32.423	28.680	37.693	1:38.796
25	1:08:28.553	40.973	36.605	47.822	2:05.400	25	1:17:30.358	33.421	28.629	37.580	1:39.630
26	1:10:35.605	43.901	37.784	45.367	2:07.052	26	1:19:08.981	32.699	28.725	37.199	1:38.623
27	1:12:21.107	38.317	29.217	37.968	1:45.502	27	1:20:47.274	32.209	28.664	37.420	1:38.293
28	1:13:57.382	31.699	28.185	36.391	1:36.275	28	1:22:25.335	32.533	28.578	36.950	1:38.061
29	1:15:35.110	32.385	28.575	36.768	1:37.728	29	1:24:04.255	31.950	29.453	37.517	1:38.920
30	1:17:11.123	31.409	28.247	36.357	1:36.013	30	1:25:42.520	32.212	28.623	37.430	1:38.265
31	1:18:47.525	31.748	28.127	36.527	1:36.402	31	1:27:21.794	32.457	29.337	37.480	1:39.274
32	1:20:39.974	31.814	34.374	46.261	1:52.449	32	1:29:38.130	40.940	44.999	50.397	Pit In
33	1:22:16.679	31.868	28.210	36.627	1:36.705	N° 27, SKR EPRIM, Clt / Rk 19					
34	1:23:59.999	34.433	32.278	36.609	1:43.320	1	7:59.477	2:19.250	30.173	37.382	1:40.586
35	1:25:37.170	31.623	28.402	37.146	1:37.171						
36	1:27:13.866	31.609	28.368	36.719	1:36.696						
37	1:28:50.915	31.791	28.663	36.595	1:37.049						
38	1:30:29.638	32.409	29.077	37.237	1:38.723						
N° 13, SKR JULIETTE, Clt / Rk 8											
1	3:45.904	2:25.482	28.164	36.662	1:37.305						
2	5:22.196	32.103	28.205	35.984	1:36.292						
3	6:56.725	31.395	27.738	35.396	1:34.529						
4	8:30.760	30.897	27.704	35.434	1:34.035						
5	10:06.876	32.899	29.868	33.349	Pit In						
6	13:56.596	-	29.598	36.081	3:49.720						
7	15:30.241	31.091	27.407	35.147	1:33.645						
8	17:00.174	30.838	27.434	31.661	Pit In						
9	20:09.985	-	30.946	37.651	3:09.811						
10	21:44.084	30.898	27.581	35.620	1:34.099						
11	23:17.897	30.896	27.697	35.220	1:33.813						
12	24:51.510	30.674	27.520	35.419	1:33.613						
13	26:34.359	34.623	30.649	37.577	Pit In						
14	37:24.698	-	28.410	36.651	10:50.339						



Départ : 13:59, Fin : 15:29

FUN RACING CAR 2016 - LEDENON

30 septembre 2016 - 02 octobre 2016

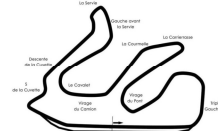
LEDENON MITJET 2L

Circuit de Lédénon (3.15 km)

ESSAIS QUALIFICATIFS

Tour par tour

NT / NL	Temps total	S1	S2	S3	Tps. tour	NT / NL	Temps total	S1	S2	S3	Tps. tour
N° 27, SKR EPRIM, Clt / Rk 19						13	34:24.831	-	28.874	37.127	4:12.360
2	9:39.309	32.541	29.206	38.085	1:39.832	14	36:02.402	32.241	28.361	36.969	1:37.571
3	11:18.131	32.559	29.189	37.074	1:38.822	15	37:38.997	32.315	28.270	36.010	1:36.595
4	12:56.390	32.234	28.766	37.259	1:38.259	16	39:16.336	32.249	28.444	36.646	1:37.339
5	14:34.661	32.254	29.032	36.985	1:38.271	17	40:49.136	32.761	28.461	31.578	Pit In
6	16:14.774	32.468	29.324	38.321	1:40.113	18	44:57.598	-	28.542	36.587	4:08.462
7	17:53.928	32.643	29.291	37.220	1:39.154	19	46:34.635	32.129	28.586	36.322	1:37.037
8	19:31.682	32.073	28.876	36.805	1:37.754	20	48:11.634	32.403	28.322	36.274	1:36.999
9	21:09.209	32.173	28.643	36.711	1:37.527	21	49:49.065	32.909	28.350	36.172	1:37.431
10	22:46.855	32.084	28.882	36.680	1:37.646	22	51:26.034	31.941	29.186	35.842	1:36.969
11	24:24.600	31.950	28.817	36.978	1:37.745	23	53:03.777	32.548	29.218	35.977	1:37.743
12	26:02.076	32.330	28.564	36.582	1:37.476	24	54:40.888	32.478	28.398	36.235	1:37.111
13	27:39.820	32.054	28.709	36.981	1:37.744	25	56:15.331	33.023	28.491	32.929	Pit In
14	29:16.866	31.966	28.598	36.482	1:37.046	26	1:03:38.101	-	30.454	37.256	7:22.770
15	30:51.487	32.067	28.983	33.571	Pit In	27	1:05:22.881	32.892	28.733	43.155	1:44.780
16	37:27.356	-	30.240	39.835	Pit In	28	1:07:32.397	44.962	36.364	48.190	Pit In
17	41:47.409	-	29.715	38.634	4:20.053	29	1:10:33.485	-	38.255	41.869	Pit In
18	43:29.895	34.956	29.602	37.928	1:42.486	30	1:17:23.050	-	29.810	37.177	6:49.565
19	45:11.572	33.494	29.100	39.083	1:41.677	31	1:19:00.830	32.589	28.614	36.577	1:37.780
20	46:52.058	33.657	29.540	37.289	1:40.486	32	1:20:37.952	31.765	28.402	36.955	1:37.122
21	48:34.531	33.584	30.681	38.208	1:42.473	33	1:22:15.079	32.073	28.389	36.665	1:37.127
22	50:16.910	33.375	30.252	38.752	1:42.379	34	1:23:53.117	32.210	29.737	36.091	1:38.038
23	51:58.107	34.578	28.988	37.631	1:41.197	35	1:25:50.337	32.788	28.646	55.786	1:57.220
24	53:37.847	33.175	29.164	37.401	1:39.740	36	1:27:29.853	33.441	28.986	37.089	1:39.516
25	55:17.672	33.722	28.985	37.118	1:39.825	37	1:29:15.912	35.840	32.554	37.665	Pit In
26	56:57.994	33.098	29.401	37.823	1:40.322	N° 30, PP81, Clt / Rk 16					
27	58:40.751	32.903	29.294	40.560	1:42.757	1	6:53.441	2:25.303	29.277	37.424	1:40.493
28	1:00:20.569	32.798	29.308	37.712	1:39.818	2	8:32.599	32.426	29.549	37.183	1:39.158
29	1:02:00.190	33.085	29.450	37.086	1:39.621	3	10:11.304	33.092	28.556	37.057	1:38.705
30	1:03:45.058	38.423	29.022	37.423	1:44.868	4	11:50.136	32.439	28.739	37.654	1:38.832
31	1:05:48.235	35.029	31.689	56.459	2:03.177	5	13:27.979	32.230	28.473	37.140	1:37.843
32	1:08:00.624	45.275	36.740	50.374	Pit In	6	15:07.680	33.052	30.020	36.629	1:39.701
33	1:16:26.432	-	29.161	36.859	8:25.808	7	16:47.036	33.108	29.151	37.097	1:39.356
34	1:18:04.830	32.794	28.877	36.727	1:38.398	8	18:24.330	32.222	28.457	36.615	1:37.294
35	1:19:42.980	32.380	28.674	37.096	1:38.150	9	20:01.605	32.556	30.993	33.726	Pit In
36	1:21:20.722	32.137	28.903	36.702	1:37.742	10	23:04.985	-	28.680	36.549	3:03.380
37	1:22:58.715	32.343	28.788	36.862	1:37.993	11	24:42.538	31.989	28.661	36.903	1:37.553
38	1:24:36.479	32.016	28.822	36.926	1:37.764	12	26:20.090	31.813	28.708	37.031	1:37.552
39	1:26:15.193	32.906	28.881	36.927	1:38.714	13	27:54.169	32.524	28.853	32.702	Pit In
40	1:27:52.957	32.261	28.752	36.751	1:37.764	14	34:11.753	-	29.016	37.110	6:17.584
41	1:29:44.210	38.800	31.587	40.866	Pit In	15	35:48.487	31.909	28.336	36.489	1:36.734
N° 28, YOKOHAMA - NOREV, Clt / Rk 17						16	37:25.861	31.777	28.793	36.804	1:37.374
1	8:56.576	2:26.302	28.998	37.200	1:39.461	17	39:01.576	31.726	28.269	35.720	1:35.715
2	10:33.160	32.214	28.132	36.238	1:36.584	18	40:38.531	31.489	28.508	36.958	1:36.955
3	12:11.123	32.248	28.554	37.161	1:37.963	19	42:14.727	31.737	28.225	36.234	1:36.196
4	13:59.080	36.674	31.901	39.382	1:47.957	20	43:51.598	31.980	28.415	36.476	1:36.871
5	15:35.685	31.865	28.303	36.437	1:36.605	21	45:27.149	31.700	27.985	35.866	1:35.551
6	17:17.025	33.569	31.875	35.896	Pit In	22	47:02.999	31.670	28.288	35.892	1:35.850
7	21:58.684	-	31.943	41.633	4:41.659	23	48:50.963	34.628	35.462	37.874	Pit In
8	23:36.170	32.348	28.684	36.454	1:37.486	24	54:45.261	-	29.672	37.398	5:54.298
9	25:12.571	31.619	28.262	36.520	1:36.401	25	56:23.190	32.288	28.916	36.725	1:37.929
10	26:49.157	31.789	28.532	36.265	1:36.586	26	58:03.293	32.844	28.799	38.460	1:40.103
11	28:25.141	31.650	28.307	36.027	1:35.984	27	59:42.677	32.150	29.646	37.588	1:39.384
12	30:12.471	37.825	32.740	36.765	Pit In	28	1:01:20.749	32.404	28.563	37.105	1:38.072



Départ : 13:59, Fin : 15:29

FUN RACING CAR 2016 - LEDENON

30 septembre 2016 - 02 octobre 2016

LEDENON MITJET 2L

Circuit de Lédénon (3.15 km)

ESSAIS QUALIFICATIFS

Tour par tour

NT / NL	Temps total	S1	S2	S3	Tps. tour	NT / NL	Temps total	S1	S2	S3	Tps. tour
N° 30, PP81, Cit / Rk 16						6	12:10.745	32.231	28.527	37.657	1:38.415
29	1:02:58.855	32.186	-	-	1:38.106	7	13:48.743	32.368	28.415	37.215	1:37.998
30	1:09:55.397	5:47.147	31.873	37.522	Pit In	8	15:26.813	32.433	28.465	37.172	1:38.070
N° 34, NO LIMIT RACING, Cit / Rk 11						9	17:06.134	32.995	28.495	37.831	1:39.321
1	7:35.805	2:25.767	28.440	36.118	1:36.987	10	18:43.661	32.204	28.346	36.977	1:37.527
2	9:11.682	32.120	28.039	35.718	1:35.877	11	20:22.064	32.251	29.173	36.979	1:38.403
3	10:47.026	31.743	27.975	35.626	1:35.344	12	22:00.301	32.543	28.213	37.481	1:38.237
4	12:21.955	31.485	27.880	35.564	1:34.929	13	23:39.199	32.926	28.493	37.479	1:38.898
5	13:57.648	31.528	27.960	36.205	1:35.693	14	25:12.602	32.454	28.428	32.521	Pit In
6	15:29.855	31.678	27.846	32.683	Pit In	15	30:27.736	-	31.229	39.111	5:15.134
7	22:15.116	-	28.960	33.084	Pit In	16	32:11.225	35.107	30.243	38.139	1:43.489
8	24:55.787	-	28.102	36.146	2:40.671	17	33:54.381	34.255	29.968	38.933	1:43.156
9	26:31.414	31.768	28.073	35.786	1:35.627	18	35:36.994	34.907	29.703	38.003	1:42.613
10	28:07.451	32.127	27.954	35.956	1:36.037	19	37:18.257	33.962	29.196	38.105	1:41.263
11	29:43.395	31.998	27.937	36.009	1:35.944	20	38:57.456	33.232	28.775	37.192	1:39.199
12	31:19.085	31.559	27.968	36.163	1:35.690	21	40:39.714	33.364	30.231	38.663	1:42.258
13	32:55.462	31.919	27.950	36.508	1:36.377	22	42:18.800	33.064	28.794	37.228	1:39.086
14	34:31.653	32.303	28.033	35.855	1:36.191	23	43:57.081	32.589	28.475	37.217	1:38.281
15	36:07.645	32.089	27.948	35.955	1:35.992	24	45:34.796	32.363	28.338	37.014	1:37.715
16	37:41.270	32.986	28.715	31.924	Pit In	25	47:13.988	33.117	28.620	37.455	1:39.192
17	1:01:08.924	-	31.899	38.111	23:27.654	26	48:55.513	35.305	28.873	37.347	1:41.525
18	1:02:44.762	31.822	27.950	36.066	1:35.838	27	50:33.732	32.451	28.689	37.079	1:38.219
19	1:04:20.357	31.614	28.024	35.957	1:35.595	28	52:37.751	32.704	51.877	39.438	2:04.019
20	1:06:26.829	41.867	35.277	49.328	2:06.472	29	54:16.384	32.849	28.738	37.046	1:38.633
21	1:08:26.727	41.152	35.361	43.385	Pit In	30	55:55.875	33.059	29.156	37.276	Pit In
22	1:14:23.394	-	28.566	37.618	5:56.667	31	1:02:04.052	-	28.528	38.337	6:08.177
23	1:15:58.603	31.214	28.005	35.990	1:35.209	32	1:03:43.311	32.976	28.689	37.594	1:39.259
24	1:17:37.770	34.503	30.698	33.966	Pit In	33	1:11:20.124	32.340	28.789	6:35.684	7:36.813
N° 42, BALI BY MT RACING, Cit / Rk 6						34	1:13:00.120	33.672	28.777	37.547	1:39.996
1	3:24.492	2:14.924	27.259	35.886	1:34.354	35	1:14:38.510	32.400	28.967	37.023	1:38.390
2	5:35.209	59.652	32.967	38.098	Pit In	36	1:16:16.530	32.298	28.614	37.108	1:38.020
3	13:21.195	-	33.095	39.285	Pit In	37	1:17:56.313	32.727	28.692	38.364	1:39.783
4	15:48.908	-	28.459	38.523	2:27.713	38	1:19:29.936	31.984	28.418	33.221	Pit In
5	17:22.288	30.633	27.308	35.439	1:33.380	39	1:23:45.469	-	29.382	37.091	4:15.533
6	19:01.086	31.233	27.713	39.852	1:38.798	40	1:25:23.615	32.332	28.503	37.311	1:38.146
7	20:35.460	31.098	27.541	35.735	1:34.374	41	1:27:16.814	32.587	28.943	51.669	1:53.199
8	22:09.500	31.092	27.564	35.384	1:34.040	42	1:29:01.776	37.746	29.446	37.770	1:44.962
9	23:43.619	31.062	27.521	35.536	1:34.119	43	1:30:43.752	35.339	29.366	37.271	1:41.976
10	25:22.335	32.863	31.549	34.304	Pit In	N° 46, MODENA MOTORS, Cit / Rk 2					
11	35:08.695	-	28.785	37.474	9:46.360	1	9:46.101	2:17.273	27.273	35.196	1:33.247
12	36:47.646	32.648	28.915	37.388	1:38.951	2	11:19.402	30.651	27.158	35.492	1:33.301
13	38:26.416	32.535	28.832	37.403	1:38.770	3	13:04.114	35.519	34.033	35.160	Pit In
14	40:02.272	32.411	28.886	34.559	Pit In	4	16:57.792	-	29.875	40.766	3:53.678
15	1:15:07.186	-	28.110	42.657	35:04.914	5	18:30.723	30.550	27.178	35.203	1:32.931
16	1:16:41.581	31.132	27.371	35.892	1:34.395	6	20:04.171	30.545	27.400	35.503	1:33.448
17	1:18:13.233	31.205	27.783	32.664	Pit In	7	21:40.898	34.640	31.027	31.060	Pit In
N° 43, ARGUS BY MT RACING, Cit / Rk 21						8	29:55.171	-	27.791	35.726	8:14.273
1	3:55.397	2:23.012	29.070	51.043	1:53.149	9	31:35.064	34.329	29.277	36.287	1:39.893
2	5:35.294	33.092	29.115	37.690	1:39.897	10	33:08.400	30.598	27.257	35.481	1:33.336
3	7:15.214	32.642	28.804	38.474	1:39.920	11	34:41.926	30.878	27.405	35.243	1:33.526
4	8:54.155	32.606	28.804	37.531	1:38.941	12	36:21.633	35.255	30.114	34.338	Pit In
5	10:32.330	32.497	28.338	37.340	1:38.175	13	40:13.865	-	28.173	36.025	3:52.232
						14	41:48.635	31.173	27.810	35.787	1:34.770
						15	43:24.907	32.451	27.794	36.027	1:36.272



Départ : 13:59, Fin : 15:29

FUN RACING CAR 2016 - LEDENON

30 septembre 2016 - 02 octobre 2016

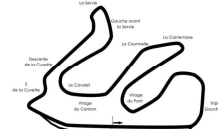
LEDENON MITJET 2L

Circuit de Lédénon (3.15 km)

ESSAIS QUALIFICATIFS

Tour par tour

NT / NL	Temps total	S1	S2	S3	Tps. tour	NT / NL	Temps total	S1	S2	S3	Tps. tour
N° 46, MODENA MOTORS, Clt / Rk 2						20	55:05.245	32.329	28.284	37.499	1:38.112
16	44:59.980	31.421	27.777	35.875	1:35.073	21	56:42.098	32.263	28.243	36.347	1:36.853
17	46:34.792	31.227	27.819	35.766	1:34.812	22	58:18.917	32.108	28.168	36.543	1:36.819
18	48:11.775	33.126	27.744	36.113	1:36.983	23	1:00:06.158	39.445	31.602	36.194	Pit In
19	49:47.082	31.701	27.870	35.736	1:35.307	24	1:09:43.379	-	34.127	44.563	9:37.221
20	51:22.179	31.147	27.912	36.038	1:35.097	25	1:11:36.710	36.907	31.132	45.292	1:53.331
21	52:58.543	31.391	28.851	36.122	1:36.364	26	1:13:19.323	34.742	30.180	37.691	1:42.613
22	54:29.302	31.212	27.890	31.657	Pit In	27	1:14:59.910	33.572	29.412	37.603	1:40.587
23	59:47.737	-	28.994	35.976	5:18.435	28	1:16:41.465	33.992	29.929	37.634	1:41.555
24	1:01:23.308	32.093	27.811	35.667	1:35.571	29	1:18:27.268	36.881	33.002	35.920	Pit In
25	1:02:58.991	31.221	27.822	36.640	1:35.683	30	1:21:42.676	-	29.161	37.570	3:15.408
26	1:04:35.585	32.057	27.768	36.769	1:36.594	31	1:23:24.297	34.000	29.368	38.253	1:41.621
27	1:06:35.297	40.737	34.579	44.396	Pit In	32	1:25:02.698	35.146	30.097	33.158	Pit In
28	1:14:18.437	-	27.835	36.347	7:43.140	33	1:28:01.748	-	29.998	39.067	2:59.050
29	1:16:01.674	35.379	31.519	36.339	1:43.237	34	1:29:51.220	39.485	31.292	38.695	1:49.472
30	1:17:37.054	31.377	27.759	36.244	1:35.380	35	1:31:32.509	35.081	30.620	35.588	Pit In
31	1:19:31.074	31.017	27.883	55.120	1:54.020	N° 69, GPC 1, Clt / Rk 14					
32	1:21:02.917	32.195	27.796	31.852	Pit In	1	17:13.845	15:15.860	49.758	1:00.808	Pit In
N° 48, DALLOZ BY MT RACING, Clt / Rk 4						2	30:28.553	-	29.058	36.879	13:14.708
1	48:39.047	2:13.768	27.470	40.658	1:39.051	3	32:06.909	32.767	29.135	36.454	1:38.356
2	50:12.545	30.584	27.498	35.416	1:33.498	4	33:46.086	32.496	29.443	37.238	1:39.177
3	51:46.871	31.478	27.374	35.474	1:34.326	5	35:24.270	32.547	29.049	36.588	1:38.184
4	53:20.354	30.867	27.320	35.296	1:33.483	6	37:01.779	32.163	28.739	36.607	1:37.509
5	54:53.598	30.794	27.280	35.170	1:33.244	7	38:35.493	32.480	28.668	32.566	Pit In
6	56:27.652	31.208	27.624	35.222	1:34.054	8	45:39.321	-	28.412	36.230	7:03.828
7	58:01.464	30.920	27.408	35.484	1:33.812	9	47:15.448	31.549	28.375	36.203	1:36.127
8	59:35.602	31.701	28.103	34.334	Pit In	10	48:52.647	32.193	28.643	36.363	1:37.199
9	1:06:56.489	-	37.846	40.012	Pit In	11	50:29.223	31.638	28.340	36.598	1:36.576
10	1:11:12.991	-	36.211	1:10.420	4:16.502	12	52:06.051	31.950	28.572	36.306	1:36.828
11	1:13:13.980	39.002	38.485	43.502	2:00.989	13	53:43.067	32.356	28.584	36.076	1:37.016
12	1:14:54.465	32.987	29.466	38.032	1:40.485	14	55:17.246	32.803	28.822	32.554	Pit In
13	1:16:28.724	31.012	27.860	35.387	Pit In	15	1:03:45.537	-	29.343	40.153	8:28.291
14	1:26:20.325	-	29.455	37.327	9:51.601	16	1:05:36.717	38.955	31.538	40.687	Pit In
N° 54, AGS EVENTS 1, Clt / Rk 18						17	1:13:08.581	-	28.747	37.412	7:31.864
1	4:58.929	2:20.873	29.856	36.918	1:39.532	18	1:14:44.255	31.442	28.139	36.093	1:35.674
2	6:37.369	33.187	28.627	36.626	1:38.440	19	1:16:23.265	33.408	28.913	36.689	1:39.010
3	8:15.107	32.406	28.608	36.724	1:37.738	20	1:17:59.513	31.489	28.303	36.456	1:36.248
4	9:52.804	32.777	28.321	36.599	1:37.697	21	1:19:36.225	31.736	28.120	36.856	1:36.712
5	11:29.670	32.218	28.045	36.603	1:36.866	22	1:21:11.576	31.700	27.896	35.755	1:35.351
6	13:10.270	34.595	28.079	37.926	1:40.600	23	1:22:47.473	31.653	28.077	36.167	1:35.897
7	14:45.374	32.069	28.295	34.740	Pit In	24	1:24:20.192	31.899	28.908	31.912	Pit In
8	27:08.310	-	29.342	37.410	12:22.936	25	1:27:11.705	-	27.921	36.440	2:51.513
9	28:50.274	34.089	29.776	38.099	1:41.964	26	1:28:48.693	32.074	28.348	36.566	1:36.988
10	30:31.433	34.336	29.234	37.589	1:41.159	27	1:30:25.898	32.103	28.340	36.762	1:37.205
11	32:13.508	33.585	29.773	38.717	1:42.075	N° 70, 4-RACE, Clt / Rk 7					
12	33:53.303	33.467	29.223	37.105	1:39.795	1	3:24.993	2:10.666	27.566	35.603	1:34.503
13	35:42.673	39.026	32.129	38.215	Pit In	2	5:21.277	52.478	28.223	35.583	1:56.284
14	45:15.991	-	28.848	57.825	9:33.318	3	6:56.125	31.559	27.598	35.691	1:34.848
15	46:53.263	32.386	28.147	36.739	1:37.272	4	8:30.671	30.808	28.044	35.694	1:34.546
16	48:33.918	32.666	29.233	38.756	1:40.655	5	10:06.125	32.517	27.355	35.582	1:35.454
17	50:11.523	32.230	28.423	36.952	1:37.605	6	11:39.583	30.771	27.433	35.254	1:33.458
18	51:49.982	33.288	28.505	36.666	1:38.459	7	13:14.995	31.622	28.103	35.687	1:35.412
19	53:27.133	32.267	28.272	36.612	1:37.151	8	14:52.118	31.487	30.360	35.276	Pit In



Départ : 13:59, Fin : 15:29

FUN RACING CAR 2016 - LEDENON

30 septembre 2016 - 02 octobre 2016

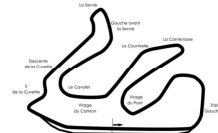
LEDENON MITJET 2L

Circuit de Lédénon (3.15 km)

ESSAIS QUALIFICATIFS

Tour par tour

NT / NL	Temps total	S1	S2	S3	Tps. tour	NT / NL	Temps total	S1	S2	S3	Tps. tour
N° 70, 4-RACE, Clt / Rk 7						N° 77, SKR - TETRIS, Clt / Rk 13					
9	20:24.155	-	28.807	36.964	5:32.037	23	49:20.560	33.439	29.481	38.295	1:41.215
10	22:04.213	33.766	29.288	37.004	Pit In	24	51:00.924	33.521	29.080	37.763	1:40.364
11	42:10.526	-	29.332	37.813	20:06.313	25	52:42.284	33.462	29.382	38.516	1:41.360
12	43:48.711	32.853	28.392	36.940	1:38.185	26	54:22.297	33.112	29.199	37.702	1:40.013
13	45:25.678	32.251	28.225	36.491	1:36.967	27	56:02.995	32.976	29.330	38.392	1:40.698
14	47:02.715	32.176	28.320	36.541	1:37.037	28	57:43.888	33.324	29.212	38.357	1:40.893
15	48:42.015	33.887	28.554	36.859	1:39.300	29	59:24.939	33.488	29.280	38.283	1:41.051
16	50:18.841	31.734	28.315	36.777	1:36.826	30	1:01:05.641	33.471	29.213	38.018	1:40.702
17	51:55.351	32.104	28.186	36.220	1:36.510	31	1:02:44.164	33.151	29.345	36.027	Pit In
18	53:31.946	32.111	28.365	36.119	1:36.595	32	1:07:09.678	-	32.876	46.773	4:25.514
19	55:10.052	32.861	28.551	36.694	1:38.106	33	1:09:10.276	38.322	32.698	49.578	Pit In
20	56:46.549	31.970	28.158	36.369	1:36.497	34	1:12:00.404	-	30.429	38.005	2:50.128
21	58:27.599	32.374	31.745	36.931	1:41.050	35	1:13:41.336	33.217	29.677	38.038	1:40.932
22	1:00:04.969	32.069	28.394	36.907	1:37.370	36	1:15:21.512	33.172	28.847	38.157	1:40.176
23	1:01:42.704	32.273	28.357	37.105	1:37.735	37	1:17:02.987	33.630	29.151	38.694	1:41.475
24	1:03:19.812	32.453	28.044	36.611	1:37.108	38	1:18:45.050	33.909	30.049	38.105	1:42.063
25	1:04:59.968	33.824	29.118	37.214	Pit In	39	1:20:26.864	33.440	28.882	39.492	Pit In
26	1:09:44.195	-	33.367	44.219	4:44.227	N° 79, AGS EVENTS 2, Clt / Rk 10					
27	1:11:34.558	37.888	32.903	39.572	1:50.363	1	7:07.595	2:16.200	27.946	35.995	1:35.883
28	1:13:09.301	31.258	27.551	35.934	1:34.743	2	8:42.518	31.303	27.670	35.950	1:34.923
29	1:14:44.517	31.129	28.137	35.950	1:35.216	3	10:13.288	31.422	27.937	31.411	Pit In
30	1:16:19.243	31.212	27.840	35.674	1:34.726	4	13:04.750	-	27.781	35.790	2:51.462
31	1:17:55.207	31.411	28.095	36.458	1:35.964	5	14:39.625	31.319	27.592	35.964	1:34.875
32	1:19:31.152	31.689	27.895	36.361	1:35.945	6	16:21.118	31.696	29.895	39.902	Pit In
33	1:21:04.421	31.412	-	-	Pit In	7	39:22.005	-	29.119	36.547	23:00.887
34	1:24:36.176	-	28.004	35.947	3:31.755	8	40:59.534	32.461	28.322	36.746	1:37.529
35	1:26:11.362	31.648	27.929	35.609	1:35.186	9	42:36.095	32.168	28.267	36.126	1:36.561
36	1:27:47.308	31.303	28.761	35.882	1:35.946	10	44:13.215	32.085	28.681	36.354	1:37.120
37	1:29:35.259	39.564	30.621	37.766	1:47.951	11	45:48.996	32.102	27.963	35.716	1:35.781
38	1:31:10.190	31.218	28.072	35.641	1:34.931	12	47:22.813	31.838	28.027	33.952	Pit In
N° 74, TFE 2, Clt / Rk 20						13	51:18.976	-	27.954	36.056	3:56.163
1	3:40.416	2:24.530	28.916	37.100	1:39.336	14	52:58.869	31.751	32.396	35.746	1:39.893
2	5:20.412	33.910	28.901	37.185	1:39.996	15	54:34.900	31.694	28.491	35.846	1:36.031
3	7:18.648	36.816	33.203	48.217	Pit In	16	56:10.648	31.692	28.273	35.783	1:35.748
4	10:12.250	-	28.822	36.765	2:53.602	N° 79, AGS EVENTS 2, Clt / Rk 10					
5	11:50.386	32.408	28.486	37.242	1:38.136	1	7:07.595	2:16.200	27.946	35.995	1:35.883
6	13:28.393	32.529	28.442	37.036	1:38.007	2	8:42.518	31.303	27.670	35.950	1:34.923
7	15:05.876	32.200	28.495	36.788	1:37.483	3	10:13.288	31.422	27.937	31.411	Pit In
8	16:43.573	31.950	28.738	37.009	1:37.697	4	13:04.750	-	27.781	35.790	2:51.462
9	18:20.644	32.135	28.264	36.672	1:37.071	5	14:39.625	31.319	27.592	35.964	1:34.875
10	19:58.647	32.073	28.634	37.296	1:38.003	6	16:21.118	31.696	29.895	39.902	Pit In
11	21:36.719	32.056	28.440	37.576	1:38.072	7	39:22.005	-	29.119	36.547	23:00.887
12	23:27.554	32.301	34.480	44.054	Pit In	8	40:59.534	32.461	28.322	36.746	1:37.529
13	28:43.106	-	30.242	38.487	5:15.552	9	42:36.095	32.168	28.267	36.126	1:36.561
14	30:22.817	33.371	29.195	37.145	1:39.711	10	44:13.215	32.085	28.681	36.354	1:37.120
15	32:00.788	32.452	28.443	37.076	1:37.971	11	45:48.996	32.102	27.963	35.716	1:35.781
16	33:39.820	32.959	28.834	37.239	1:39.032	12	47:22.813	31.838	28.027	33.952	Pit In
17	35:17.996	32.653	28.485	37.038	1:38.176	13	51:18.976	-	27.954	36.056	3:56.163
18	37:15.868	38.393	34.285	45.194	Pit In	14	52:58.869	31.751	32.396	35.746	1:39.893
19	42:34.049	-	30.389	38.859	5:18.181	15	54:34.900	31.694	28.491	35.846	1:36.031
20	44:15.329	33.488	29.124	38.668	1:41.280	16	56:10.648	31.692	28.273	35.783	1:35.748
21	45:58.231	33.443	31.818	37.641	1:42.902						
22	47:39.345	33.968	29.161	37.985	1:41.114						



Départ : 13:59, Fin : 15:29

FUN RACING CAR 2016 - LEDENON

30 septembre 2016 - 02 octobre 2016

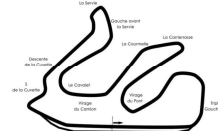
LEDENON MITJET 2L

Circuit de Lédenon (3.15 km)

ESSAIS QUALIFICATIFS

Tour par tour

NT / NL	Temps total	S1	S2	S3	Tps. tour	NT / NL	Temps total	S1	S2	S3	Tps. tour
N° 79, AGS EVENTS 2, Clt / Rk 10						N° 97, ORHES - STEPHYA - France TONER, Clt / Rk 5					
17	57:46.335	31.726	27.886	36.075	1:35.687	34	1:24:39.698	31.182	29.946	38.509	1:39.637
18	59:24.049	31.611	28.845	37.258	1:37.714	35	1:26:14.773	31.454	27.744	35.877	1:35.075
19	1:00:58.615	32.129	28.239	34.198	Pit In	36	1:27:48.706	31.050	27.448	35.435	1:33.933
20	1:05:46.814	-	31.001	49.416	4:48.199	37	1:29:40.453	39.790	33.801	38.156	Pit In
21	1:07:38.914	39.304	30.098	42.698	1:52.100	N° 89, AGS EVENTS 3, Clt / Rk 9					
22	1:09:25.805	35.835	30.564	40.492	1:46.891	1	5:29.738	2:42.356	30.957	50.574	1:55.346
23	1:11:14.985	34.791	29.180	45.209	1:49.180	2	7:05.510	31.879	28.108	35.785	1:35.772
24	1:12:50.454	31.920	27.613	35.936	1:35.469	3	8:40.873	31.569	27.910	35.884	1:35.363
25	1:14:25.062	31.188	27.651	35.769	1:34.608	4	10:24.112	31.408	31.676	40.155	1:43.239
26	1:16:00.272	31.012	27.893	36.305	1:35.210	5	11:58.747	31.235	27.681	35.719	1:34.635
27	1:17:35.504	31.439	27.894	35.899	1:35.232	6	13:34.863	32.827	29.965	33.324	Pit In
28	1:19:10.318	31.090	27.841	35.883	1:34.814	7	21:15.274	-	28.296	36.970	7:40.411
29	1:20:47.257	32.122	27.801	37.016	1:36.939	8	22:50.164	31.598	27.735	35.557	1:34.890
30	1:22:22.104	31.456	27.731	35.660	1:34.847	9	24:24.516	31.275	27.531	35.546	1:34.352
31	1:23:57.225	31.415	27.968	35.738	1:35.121	10	25:59.275	31.400	27.731	35.628	1:34.759
32	1:25:31.829	31.154	27.690	35.760	1:34.604	11	27:33.873	31.461	27.448	35.689	1:34.598
33	1:27:07.249	31.542	27.790	36.088	1:35.210	12	29:08.886	31.911	27.547	35.555	1:35.013
34	1:28:42.144	31.496	27.698	35.701	1:34.895	13	30:42.832	31.371	27.903	34.672	Pit In
35	1:30:17.912	32.026	28.079	35.663	1:35.768	14	37:41.566	-	28.148	36.013	6:58.734
N° 89, AGS EVENTS 3, Clt / Rk 9						N° 357, ORHES - JYF, Clt / Rk 12					
1	5:29.738	2:42.356	30.957	50.574	1:55.346	1	5:08.325	2:17.901	28.996	36.933	1:39.847
2	7:05.510	31.879	28.108	35.785	1:35.772	2	6:45.875	32.033	28.419	37.098	1:37.550
3	8:40.873	31.569	27.910	35.884	1:35.363	3	8:22.289	31.845	28.144	36.425	1:36.414
4	10:24.112	31.408	31.676	40.155	1:43.239	4	9:59.767	31.965	28.980	36.533	1:37.478
5	11:58.747	31.235	27.681	35.719	1:34.635	5	11:37.464	32.058	28.679	36.960	1:37.697
6	13:34.863	32.827	29.965	33.324	Pit In	6	13:17.393	34.683	28.797	36.449	1:39.929
7	21:15.274	-	28.296	36.970	7:40.411	7	14:56.790	33.336	28.408	37.653	1:39.397
8	22:50.164	31.598	27.735	35.557	1:34.890	8	16:35.246	32.446	28.301	37.709	1:38.456
9	24:24.516	31.275	27.531	35.546	1:34.352	9	18:16.921	32.142	29.643	39.890	1:41.675
10	25:59.275	31.400	27.731	35.628	1:34.759	10	20:02.343	33.576	29.463	42.383	1:45.422
11	27:33.873	31.461	27.448	35.689	1:34.598	11	21:53.489	38.023	31.021	42.102	1:51.146
12	29:08.886	31.911	27.547	35.555	1:35.013	12	23:40.468	34.812	32.582	39.585	1:46.979
13	30:42.832	31.371	27.903	34.672	Pit In	13	25:24.759	32.713	32.699	38.879	Pit In
14	37:41.566	-	28.148	36.013	6:58.734	14	29:58.790	-	28.821	36.796	4:34.031
15	39:18.534	32.133	28.447	36.388	1:36.968	15	31:37.237	32.712	28.115	37.620	1:38.447
16	40:54.981	32.068	28.341	36.038	1:36.447	16	33:14.101	32.040	28.249	36.575	1:36.864
17	42:31.666	31.966	28.451	36.268	1:36.685	17	34:51.546	32.625	27.987	36.833	1:37.445
18	44:09.332	32.484	28.486	36.696	1:37.666	18	36:29.085	32.993	28.331	36.215	1:37.539
19	45:47.410	32.191	28.864	37.023	1:38.078	19	38:06.150	32.298	27.995	36.772	1:37.065
20	47:21.264	32.352	28.479	33.023	Pit In	20	39:43.086	32.980	28.080	35.876	1:36.936
21	53:54.321	-	30.938	42.026	6:33.057	21	41:19.717	31.931	28.326	36.374	1:36.631
22	55:29.045	31.202	27.853	35.669	1:34.724	22	43:26.627	37.146	38.551	51.213	2:06.910
23	57:17.677	31.482	30.343	46.807	1:48.632	23	45:02.137	31.685	27.854	35.971	1:35.510
24	58:52.544	31.281	27.807	35.779	1:34.867	24	46:38.353	32.442	28.029	35.745	1:36.216
25	1:00:27.371	31.402	27.834	35.591	1:34.827	25	48:10.638	32.328	27.877	32.080	Pit In
26	1:02:02.194	31.218	27.920	35.685	1:34.823	26	52:56.002	-	28.535	36.010	4:45.364
27	1:03:47.437	38.953	31.618	34.672	Pit In	27	54:31.089	31.705	27.873	35.509	1:35.087
28	1:13:28.969	-	28.515	43.221	9:41.532	28	56:06.845	31.692	27.948	36.116	1:35.756
29	1:15:03.440	31.340	27.697	35.434	1:34.471	29	58:03.584	37.252	35.217	44.270	1:56.739
30	1:16:38.122	31.441	27.527	35.714	1:34.682	30	59:48.505	31.972	28.768	44.181	1:44.921
31	1:18:11.609	32.242	28.087	33.158	Pit In						
32	1:21:25.966	-	27.833	40.206	3:14.357						
33	1:23:00.061	31.031	27.599	35.465	1:34.095						



Départ : 13:59, Fin : 15:29

FUN RACING CAR 2016 - LEDENON

30 septembre 2016 - 02 octobre 2016

LEDENON MITJET 2L
ESSAIS QUALIFICATIFS

Circuit de Lédenon (3.15 km)

Tour par tour

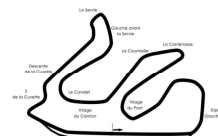
NT / NL	Temps total	S1	S2	S3	Tps. tour	NT / NL	Temps total	S1	S2	S3	Tps. tour
N° 357, ORHES - JYF, Clt / Rk 12											
31	1:01:40.187	43.253	30.540	37.889	Pit In						
N° 999, TFE, Clt / Rk 1											
1	3:22.438	2:14.221	27.692	35.110	1:33.877						
2	4:55.831	31.145	27.290	34.958	1:33.393						
3	6:28.626	30.766	27.196	34.833	1:32.795						
4	8:01.128	30.653	27.049	34.800	1:32.502						
5	9:52.052	37.315	32.935	40.674	Pit In						
6	1:13:00.064	-	31.526	38.637	1:03:08.012						
7	1:14:40.503	34.155	29.189	37.095	1:40.439						
8	1:16:18.175	32.374	28.529	36.769	1:37.672						
9	1:17:54.749	31.837	28.408	36.329	1:36.574						
10	1:19:32.581	32.591	28.571	36.670	1:37.832						
11	1:21:09.838	32.238	28.522	36.497	1:37.257						
12	1:22:46.008	32.028	28.196	35.946	1:36.170						
13	1:24:23.043	32.693	28.332	36.010	1:37.035						
14	1:26:06.704	35.643	31.321	36.697	Pit In						

SOUS RESERVES DE VERIFICATIONS TECHNIQUES EN COURS OU D'INCIDENTS D'ORDRE SPORTIF
SUBJECT TECHNICAL SCRUTINEERING OR SPORTING INCIDENTS

LE DIRECTEUR DE COURSE / THE RACE DIRECTOR

HEURE D'AFFICHAGE / TIME POSTING

LE CHRONOMETRAGE / THE TIMEKEEPING



Départ : 13:59, Fin : 15:29